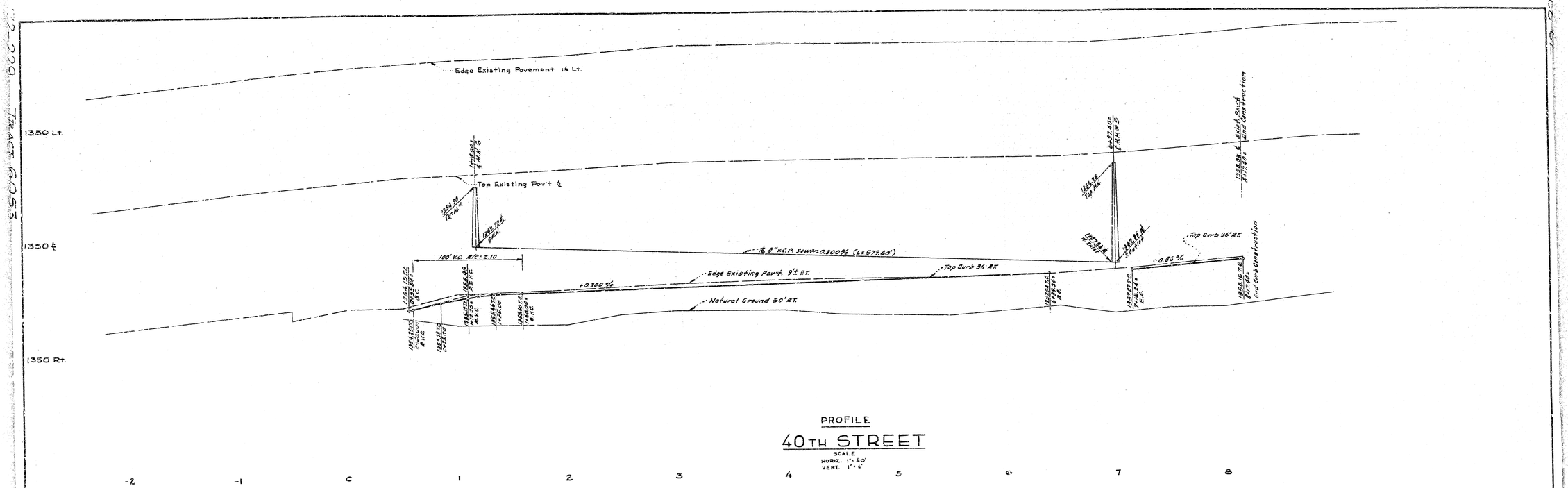

PROFILE

40TH STREET

SCALE
HORIZ. 1" = 40'
VERT. 1" = 4'

-2 -1 0 1 2 3 4 5 6 7 8

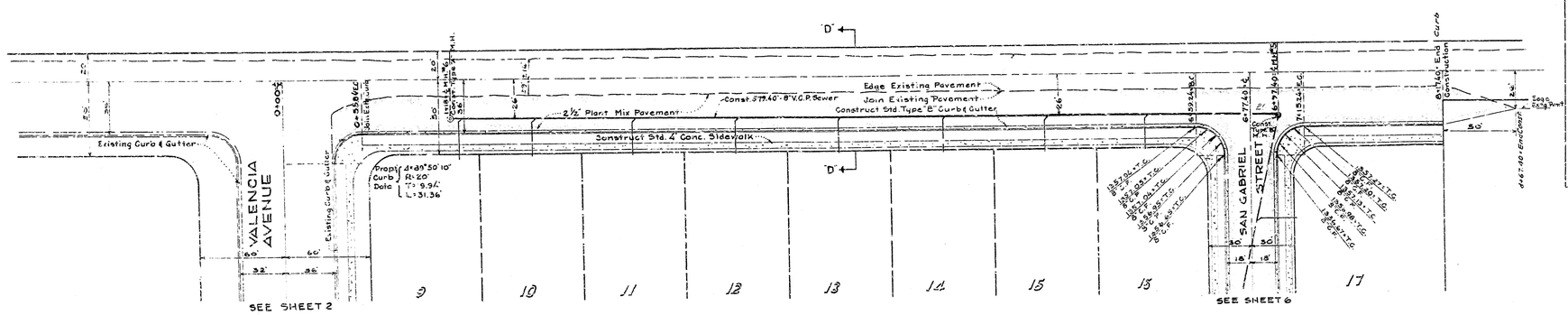



INDEX MAP



SECTION 'D'-'D'
SCALE 1" = 10'

PLAN

40TH STREET

SCALE 1" = 40'

GENERAL NOTES:

1. Manhole frames & covers to be constructed by sewer contractor 6" below official grade shown, and upon completion of paving, the paving contractor shall adjust manhole frames & covers to said official grade, except M.H. #2 which is to be built to finish grade by the Sewer Contractor.
2. All laterals shall be 4 V.C.P. and extended 2 beyond property line.
3. All work embodied on these plans shall be done in conformity with applicable provisions of Spec. No 2271.
4. Construct 2½" Pavement (plant mix) in all streets, as shown.
5. Exact location of sewer laterals to be determined in the field.
6. BENCH MARK - Top ½" iron pipe in center of intersection of Valencia & Ralston - Elev. 1341.88 M.S.L.
7. Manhole steps shall not be required. Manhole Frame & Covers shall be Alhambra Foundry No. A-1190 (Silent Knight) or approved equal.
8. Sewer laterals to be constructed of either "Wedge-Lock", "Speed Seal", "Ceramic Weld", "Band Seal" clay pipe or asbestos cement pipe. Sewer Mains shall be constructed of either "Wedge-Lock", "Speed-Seal", or "Band-Seal" clay pipe.

Registered Civil Engineer No. 2694

DEPARTMENT OF ENGINEERING
CITY OF SAN BERNARDINO

IMPROVEMENT PLAN AND PROFILES
TRACT NO. 6053

ADLER SULLIVAN & ASSOC. - 339 'D' STREET

7-9

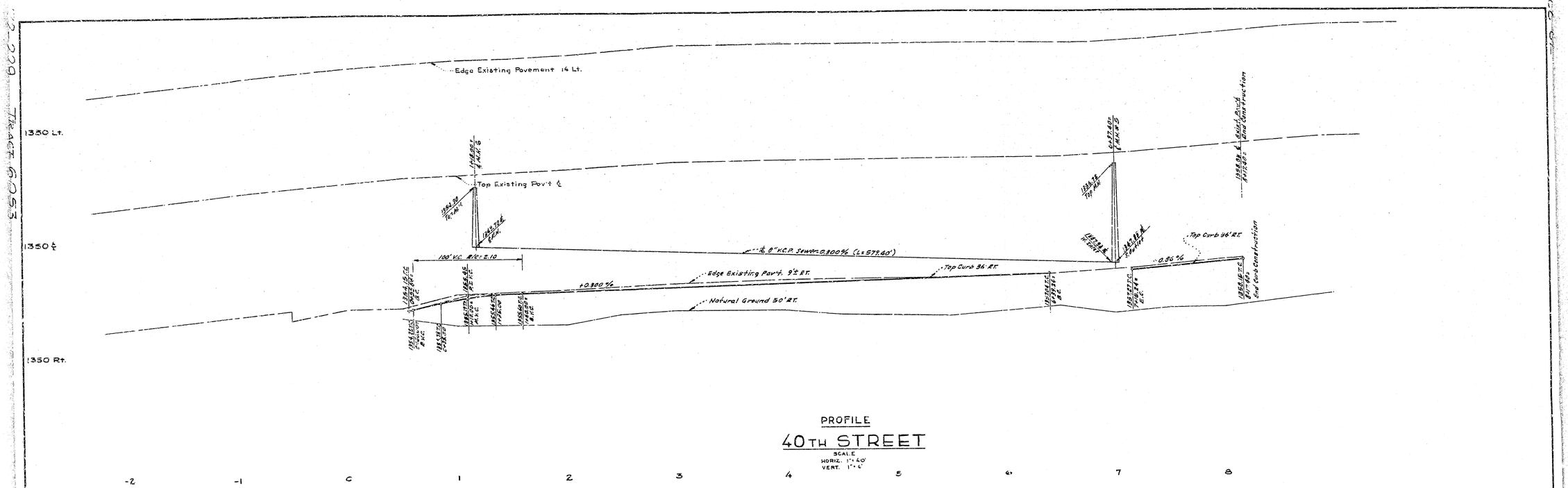

PROFILE

40TH STREET

SCALE
HORIZ. 1" = 40'
VERT. 1" = 4'

-2 -1 0 1 2 3 4 5 6 7 8

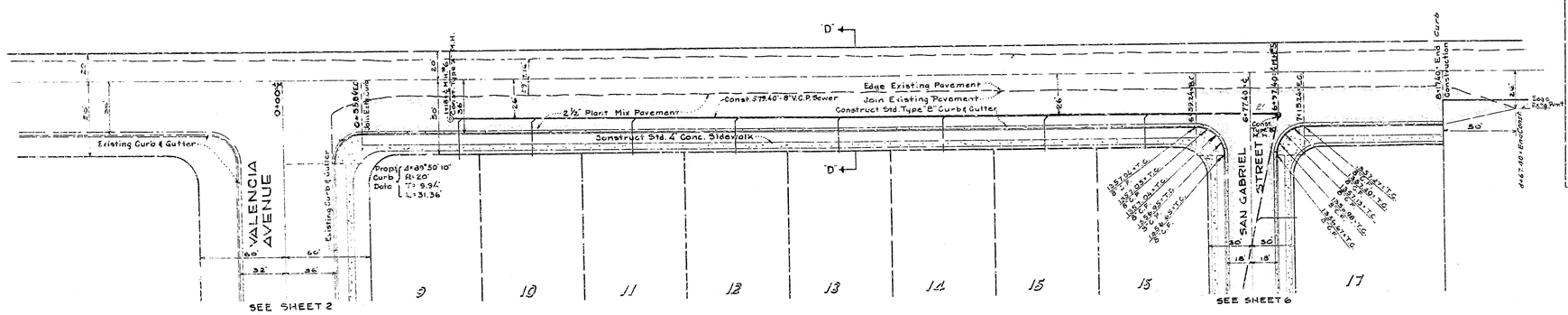



INDEX MAP



SECTION 'D'-'D'
SCALE 1" = 10'

PLAN

40TH STREET

SCALE 1" = 40'

GENERAL NOTES:

1. Manhole frames & covers to be constructed by sewer contractor 6" below official grade shown, and upon completion of paving, the paving contractor shall adjust manhole frames & covers to said official grade, except M.H. #2 which is to be built to finish grade by the Sewer Contractor.
2. All laterals shall be 4 V.C.P. and extended 2 beyond property line.
3. All work embodied on these plans shall be done in conformity with applicable provisions of Spec. No 2271.
4. Construct 2½" Pavement (plant mix) in all streets, as shown.
5. Exact location of sewer laterals to be determined in the field.
6. BENCH MARK - Top ½" iron pipe in center of intersection of Valencia & Ralston - Elev. 1341.88 M.S.L.
7. Manhole steps shall not be required. Manhole Frame & Covers shall be Alhambra Foundry No. A-1190 (Silent Knight) or approved equal.
8. Sewer laterals to be constructed of either "Wedge-Lock", "Speed Seal", "Ceramic Weld", "Band Seal" clay pipe or asbestos cement pipe. Sewer Mains shall be constructed of either "Wedge-Lock", "Speed-Seal", or "Band-Seal" clay pipe.

Registered Civil Engineer No. 2694

DEPARTMENT OF ENGINEERING
CITY OF SAN BERNARDINO

IMPROVEMENT PLAN AND PROFILES
TRACT NO. 6053

ADLER SULLIVAN & ASSOC. - 339 'D' STREET

7-9